



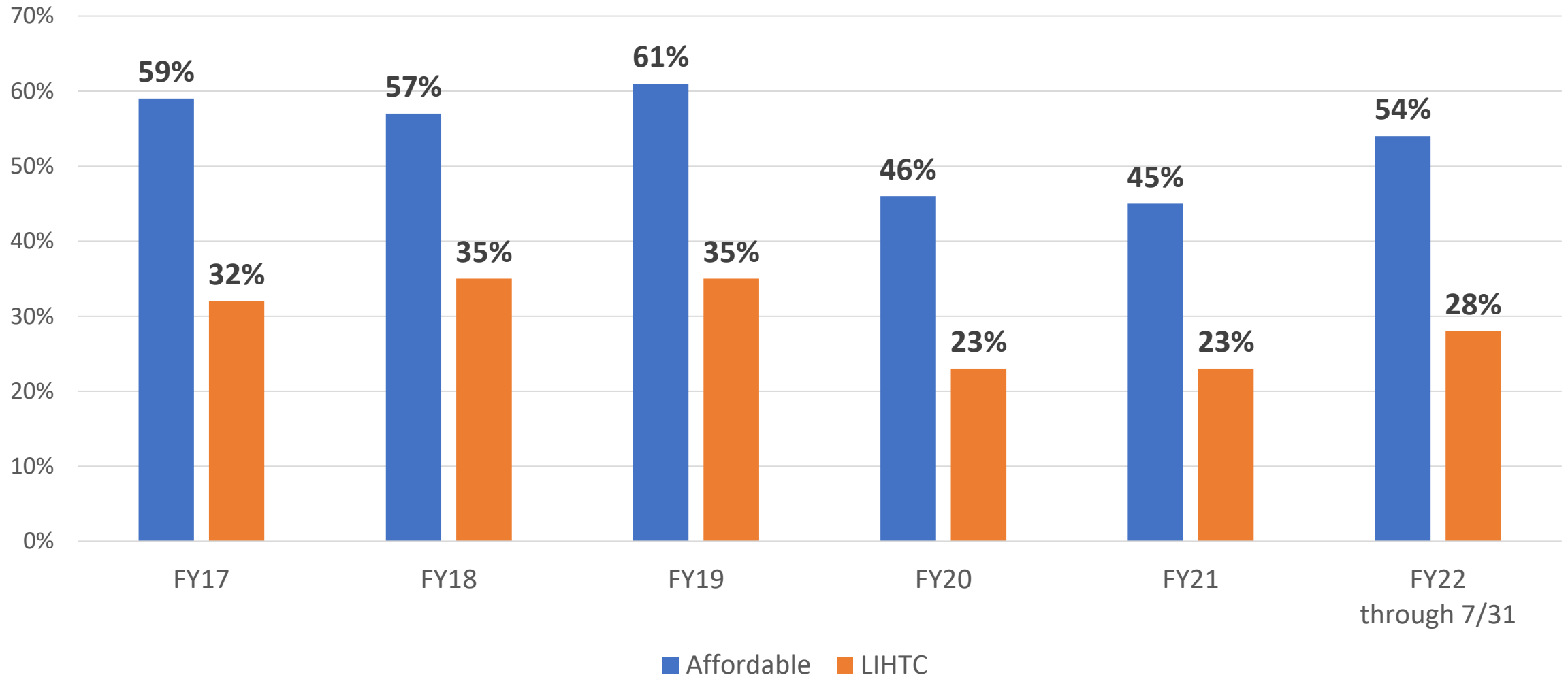
OFFICE OF HOUSING

FHA Multifamily - Affordable Production

OFFICE OF MULTIFAMILY HOUSING PROGRAMS

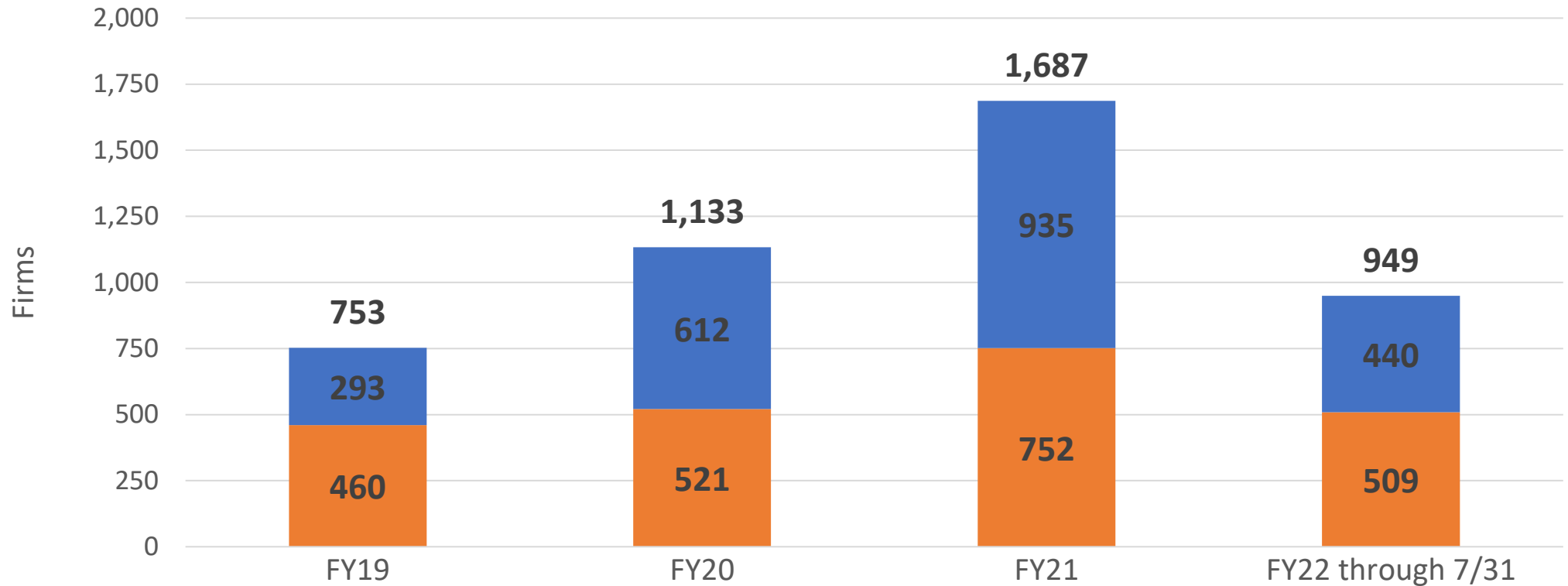
SWAC Annual Conference - August 2022

Affordable & LIHTC - % of Total Firms FY17 - FYTD22



Notes: "Affordable" = Affordable or Broadly Affordable MIP; includes both new and existing LIHTCs; includes Risk-Sharing; does not include Firm Reissuances

Affordable vs Market – Firm Counts FY19 – FYTD22

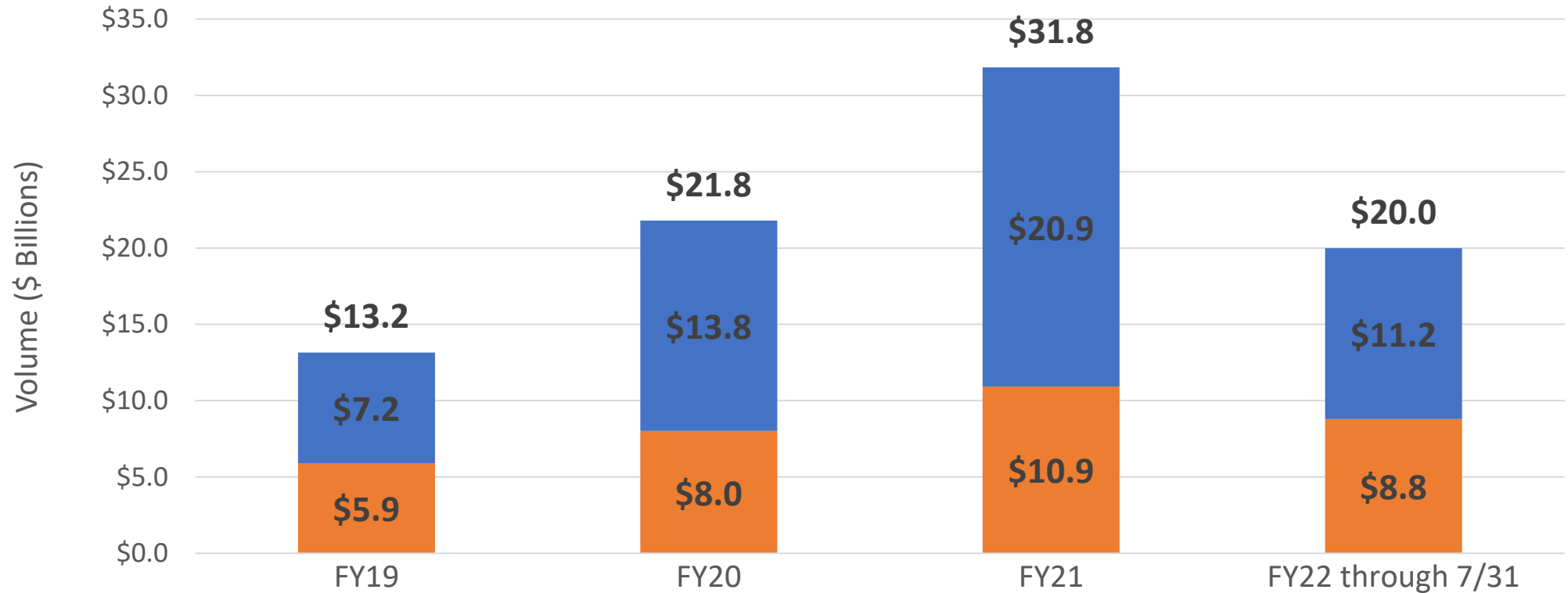


■ Market	293	612	935	440
■ Affordable	460	521	752	509
Total (Count)	753	1,133	1,687	949
% Affordable (by Count)	61%	46%	45%	54%

Notes: "Affordable" = Affordable or Broadly Affordable MIP; includes Risk-Sharing; does not include Firm Reissuances

Affordable vs Market - Firm Volume

FY19 - FYTD22



■ Market

■ Affordable

Total (\$ Billions)

% Affordable (by Volume)

FY19

\$7.2

\$5.9

\$13.2

45%

FY20

\$13.8

\$8.0

\$21.8

37%

FY21

\$20.9

\$10.9

\$31.8

34%

FY22 through 7/31

\$11.2

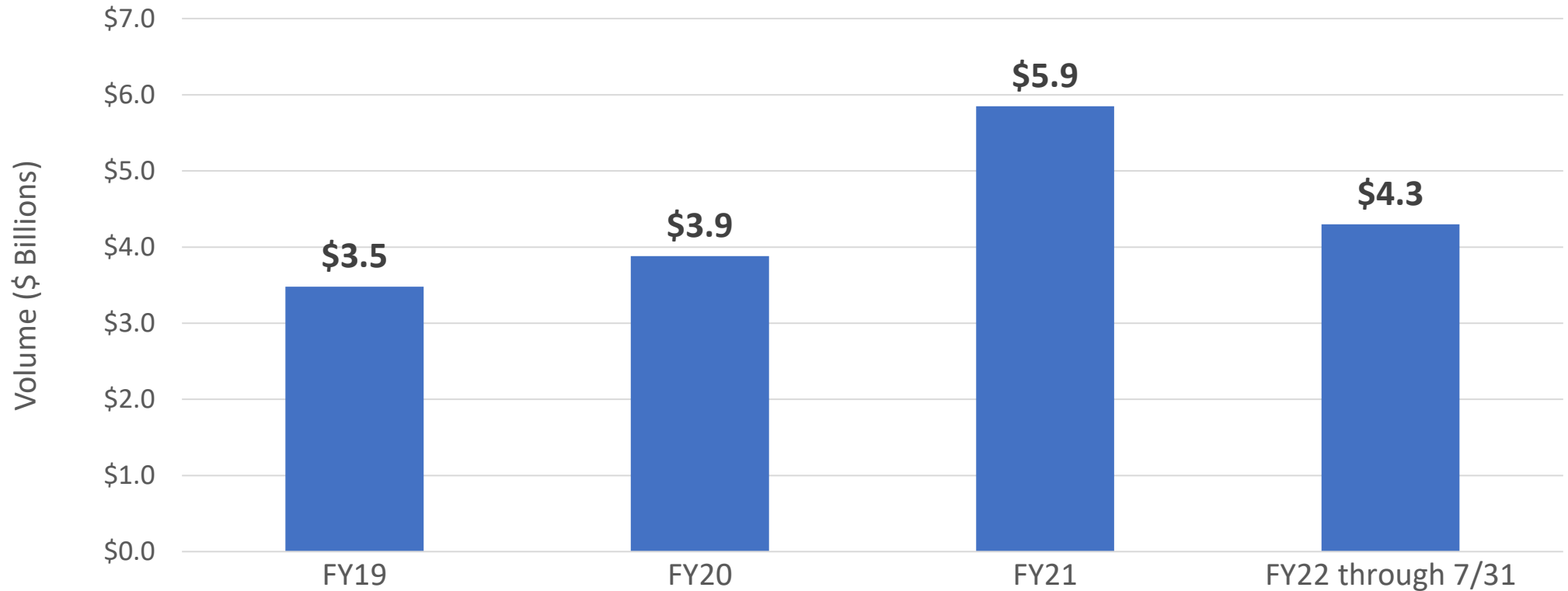
\$8.8

\$20.0

44%

Notes: "Affordable" = Affordable or Broadly Affordable MIP; includes Risk-Sharing; does not include Firm Reissuances

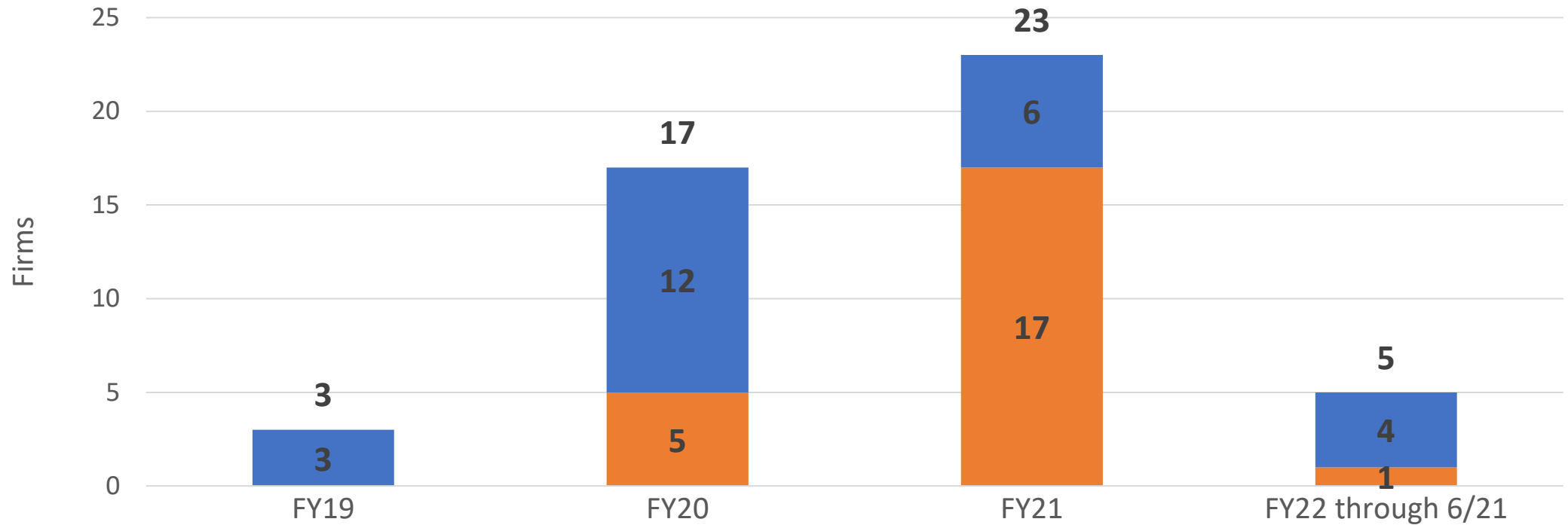
LIHTC - Firm Volume FY19 - FYTD22



■ LIHTC Firm Volume (\$B)	\$3.5	\$3.9	\$5.9	\$4.3
LIHTC Firm Count	267	260	394	268
% LIHTC (by Firm Count)	35%	23%	23%	28%
LIHTC Units	36,523	37,202	54,664	37,470

Notes: Includes both new and existing LIHTCs; includes Risk-Sharing; does not include Firm Reissuances

LIHTC Pilot - Firm Counts FY19 - FYTD22



■ Expedited Track	3	12	6	4
■ Standard Track	0	5	17	1
Total Pilot (Count)	3	17	23	5
Pilot Volume (\$M)	\$16	\$154	\$238	\$48
Pilot Units	282	1,488	2,042	372